



Mission: Provide quality person-centred health care services to our community

WRH VALUES

We respectfully acknowledge that the Windsor Regional Hospital occupies the traditional, ancestral and contemporary lands of the Niswi Ishkodewan Anishinaabeg: The Three Fires Confederacy (Ojibwe, Odawa, and Potawatomi). We acknowledge the land and the surrounding waters for sustaining us and we are committed to protecting and restoring these lands and waters from environmental degradation.

BOARD OF DIRECTORS

Thursday, April 2, 2026

1700 hours – Auditorium, MET Campus

	TAB	TIME	ACTION
1. <u>CALL TO ORDER</u> (McLeod) <i>Welcome to Kristin Kennedy, President & Chief Executive Officer</i>		1700	
2. <u>DECLARATIONS OF CONFLICT OF INTEREST</u> (McLeod)		1705	
3. <u>PREVIOUS MINUTES:</u> March 5, 2026 (McLeod)	Tab A	1706	MOTION (approve)
4. <u>REPORT OF THE PRESIDENT & CEO / CNE</u> (Kennedy / Krywionek)	Tab B	1707	FYI
5. <u>SCHULICH REPORT</u> – (Jacobs)		1720	FYI
6. <u>FINANCIAL PRESENTATION</u> – (Lanoue)	Tab C	1725	
7. <u>CONSENT AGENDA:</u> <u>Finance/Audit & Resources:</u> March 26, 2026 and Operating Results (Lanoue)	Tab D	1735	MOTION (accept report)
8. <u>CORRESPONDENCE/PRINTED MATTER:</u> • Media Report – FYI only (McLeod)	Tab E	1740	FYI
9. <u>BOARD MEMBER QUESTIONS, COMMENTS OR NOTICES OF MOTIONS</u> (McLeod)		1741	
10. <u>DATE OF NEXT REGULAR BOARD MEETING:</u> Thursday, May 7, 2026 – ZOOM		1742	FYI

11. <u>ADJOURNMENT</u> (McLeod)		1743	MOTION
---------------------------------	--	------	--------

REGRETS ONLY TO dawn.sutherland@wrh.on.ca, or (519) 254-5577, ext. 52517



MINUTES of the **BOARD OF DIRECTORS** meeting held on **Thursday, March 5, 2026**, 1700 hours, VIA ZOOM and live streamed on YouTube.

PRESENT:

Ian McLeod, Chair	Linda Staudt	Karen Riddell (ex-officio, non-voting)
Mary Dawson	Patti France	Dr. Wassim Saad (ex-officio, non-voting)
Laura Copat	Cynthia Bissonnette	Dr. Larry Jacobs (ex-officio, non-voting)
Paul Lachance	Genevieve Isshak	Dr. Irram Sumar (ex-officio, non-voting)
David Malian	Anna Kirby	
Chris Lanoue	Wes Vickers	
Nila Das	Jamie Skutovich	
Nadine Manroe-Wakerell		

STAFF:

Executive Committee
Cristina Naccarato

REGRETS:

Dr. Kristen Demarco (ex-officio, non-voting)

1. CALL TO ORDER:

The meeting was called to order at 1700 hours with Mr. McLeod presiding as Chair and Ms. Sutherland recording the minutes.

The Chair noted that Hats on for Healthcare kicked off on March 1st and welcomed Ms. Cristina Naccarato, Executive Director of the WRH Foundation to say a few words about this year's campaign. Hats On for Healthcare is now in its 17th year and every dollar raised stays local to provide life-saving equipment and enhance patient care right here in Windsor-Essex. The 4th annual Hats On for Healthcare Radiothon ran today at the Met Campus presented by Greg Monforton and Partners. Supporters can direct their contributions to any of the 40 different hospital programs, including Cardiology, Oncology, and Pediatrics. The campaign aims to raise \$100,000 throughout the month of March.

2. DECLARATIONS OF CONFLICT OF INTEREST:

None declared.

3. PREVIOUS MINUTES:

The minutes of the February 5, 2026 Board meeting had been previously circulated.

MOVED by Mr. P. Lachance, **SECONDED** by Ms. L. Staudt and **CARRIED**
THAT the minutes of the February 5, 2026 Board of Directors meeting be approved.

4. REPORT FROM THE PRESIDENT & CEO / CNE

Ms. Riddell presented the latest hospital data for the current respiratory season. We are seeing a significant downward trend in Influenza cases. Provincially, respiratory virus indicators are low.

Members of two Collavino families have made a \$1-million gift toward the Fancsy Family Hospital to support vital equipment and technologies needed at the future acute care facility. The Collavino Family Cardio-Pulmonary Diagnostic Lab at the Fancsy Family Hospital will commemorate their generous contribution to the new hospital. In addition to ongoing needs at WRH, the Foundation is raising funds to support equipment and technology at the Fancsy Family Hospital.

Ms. Krywionek highlighted the WRH volunteers who are an integral part of the WRH team and the community we serve. Our enthusiastic and devoted volunteers provide support, comfort and assistance to patients, families and staff by contributing hundreds of hours each month. This month, we highlighted Nicole Belanger-Smith who has been volunteering at WRH since 2019. She is a retired nurse and enjoys working with the staff, other volunteers and students while helping patients and their families.

Following last month's announcement of a phased delivery approach for the Fancsy Family Hospital Project, the redevelopment team has been focused on two key priorities: getting shovels in the ground for Phase 1 – The Enabling Works, and ensuring the tendering documents for Phases 2 and 3 support a seamless connection between these builds. A Request For Qualifications (RFQ) for subcontractors to start construction closed in late January and a short list of qualified bidders has been invited to participate in the Request For Proposals (RFP) process which is actively underway.

5. REPORT FROM SCHULICH:

Dr. Jacobs reminded the board that this year's Windsor Campus Awards of Excellence will be held on March 25, 2026.

The academic year has been very successful to date. Dr. Jacobs spoke to the results of the Fourth-year matches, noting our match rate was greater than 97% which is higher than the provincial average.

Dr. Jacobs also mentioned upcoming accreditation activities for postgraduate programs.

6. FINANCIAL PRESENTATION (January 31, 2026, Results):

Mr. Lanoue reported.

Slide 2 – Financial Results – YTD January 2026

- The net deficit after building amortization is \$20,375,000 which is \$4,765,000 better than budget
- Hospital Margin is negative \$13,432,000 which is \$4,345,000 better than plan

Slide 3 – Significant Variances

Chart indicates expense variances and the offsetting revenue:

- Other Recoveries
 - Surpluses in retail pharmacies, Mohawk Medbuy rebates and investment revenue
- Salaries and Wages remain in surplus at \$48,000 favourable
 - % Surplus has declined compared to December YTD due to high January volumes
- Benefits in a surplus of \$1,639,000 YTD, also a decline in the surplus
- Medical Staff Fees \$3,274,000 deficit
 - \$3,323,000 in offsetting funding (Emergency & NICU Alternate Funding) and patient services revenue for diagnostic services
- Medical/Surgical Supplies had a surplus of \$558,000, a decline in the % variance compared to December YTD.
 - Surplus in Perioperative program is offset by deficit in Diagnostics primarily in Interventional Radiology
- Drugs \$1,156,000 surplus, decline from previous month
- Other Supplies \$1,976,000 deficit – no offsetting revenue
 - Pressure points: contrast media, physician recruitment costs, building and equipment maintenance, patient transportation and legal and consulting

Slide 4 – Sick and Overtime Benchmarks

Metric is Sick/Overtime Hours as a Percentage of Total Worked Hours

For the month of January – unionized staff

- Sick Percentage at both Campuses is above the target of 4.8% with Met at 5.9% and Ouellette at 6.3%. Both have improved since last month
- Overtime Percentage at Met Campus is above the target 5.4% and Ouellette is 7.3% versus the target of 4.0%. Results have worsened due to surging volumes in January

Slide 5 – Sick and Overtime Benchmarks

For the month of January – non-union staff

- Sick Percentage is 1.1% - below the target of 2.2%
- Overtime Percentage is 0.0% exactly on target

Slide 6 – Medical/Surgical Patient Days

- WRH has 433 funded medical/surgical beds. At 100% capacity this equates to 132,498 patient days year-to-date January 31, 2026. Actual medical/surgical patient days for this period is 140,640 patient days – an additional 8,142 days.

MOVED by Mr. C. Lanoue **SECONDED** by Mr. D. Malian and **CARRIED THAT** the March 5, 2026, Financial Presentation (as of January 31, 2026), be accepted.

7. CONSENT AGENDA:

MOVED by Mr. C. Lanoue, **SECONDED** by Ms. M. Dawson and **CARRIED THAT** the report from the February 23, 2026, Finance/Audit & Resources Committee meeting be accepted.

8. CORRESPONDENCE/PRINTED MATTER:

a) Media Report – FYI only.

9. BOARD MEMBER QUESTIONS, COMMENTS OR NOTICES OF MOTIONS:

None.

10. NEW BUSINESS:

None.

11. DATE OF NEXT REGULAR MEETING:

Thursday, April 2, 2026 – Auditorium, MET Campus

12. ADJOURNMENT:

There being no further business to discuss, it was
MOVED by Ms. A. Kirby, **SECONDED** by Mr. W. Vickers and **CARRIED**
THAT the March 5, 2026 Board of Directors meeting be adjourned at 1725 hours.

Ian McLeod, Chair
Board of Directors

Dawn Sutherland
Recording Secretary



WINDSOR
REGIONAL
HOSPITAL

OUTSTANDING CARE – NO EXCEPTIONS!

April 2026

CEO/CNE Report
Board of Directors
Open Meeting

Strategic Direction 1- Strengthen the Processes that Drive a Proactive and Inclusive Culture of Patient Safety and Quality Care- Respiratory Season – Latest Hospital Data



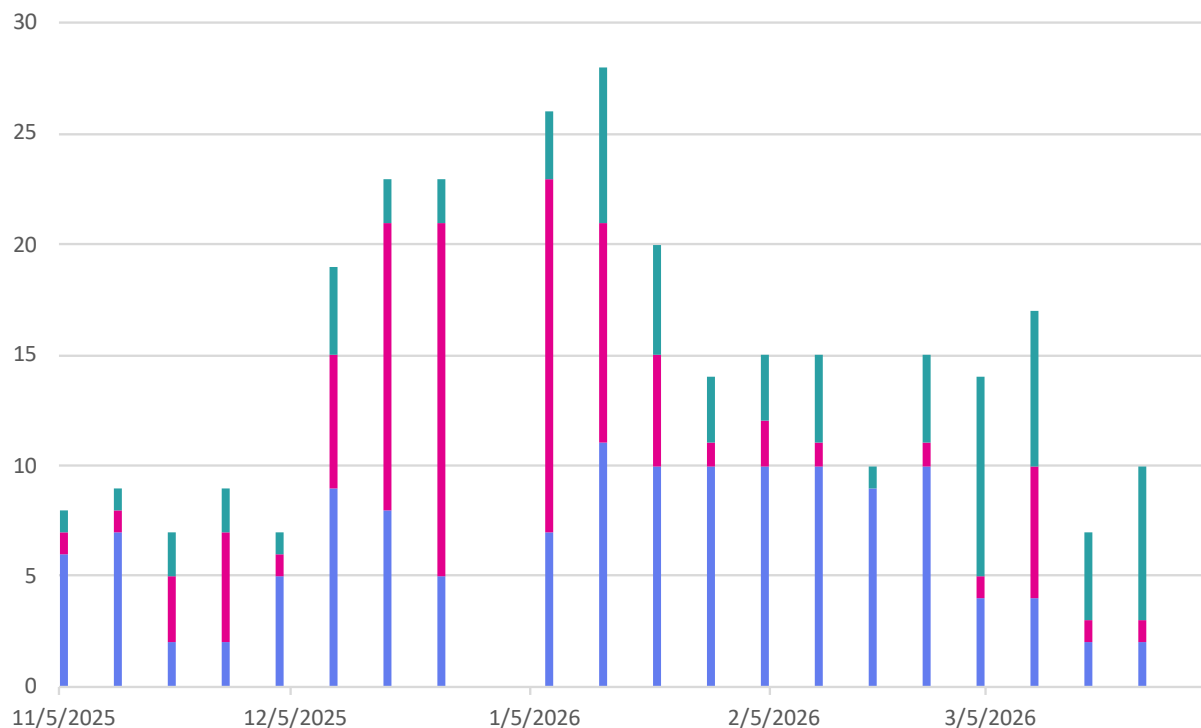
- Advanced District Stroke Centre services with expanded boundary (effective March 2, 2026), enabling patients west of Merlin Townline (Tilbury) to receive timely specialized stroke care closer to home
- Continued rollout and positive outcomes from the Hospital to Home (H2H) program – with 216 patients supported (to date) post discharge to reduce readmissions, promote independence, and enhance transitional care in partnership with SE Health
- Celebrated World Kidney Day- a global reminder of the importance of kidney health and our incredible teams who care for patients with kidney disease



Strategic Direction 2- Foster an Inclusive Culture of Accountability and Transparency

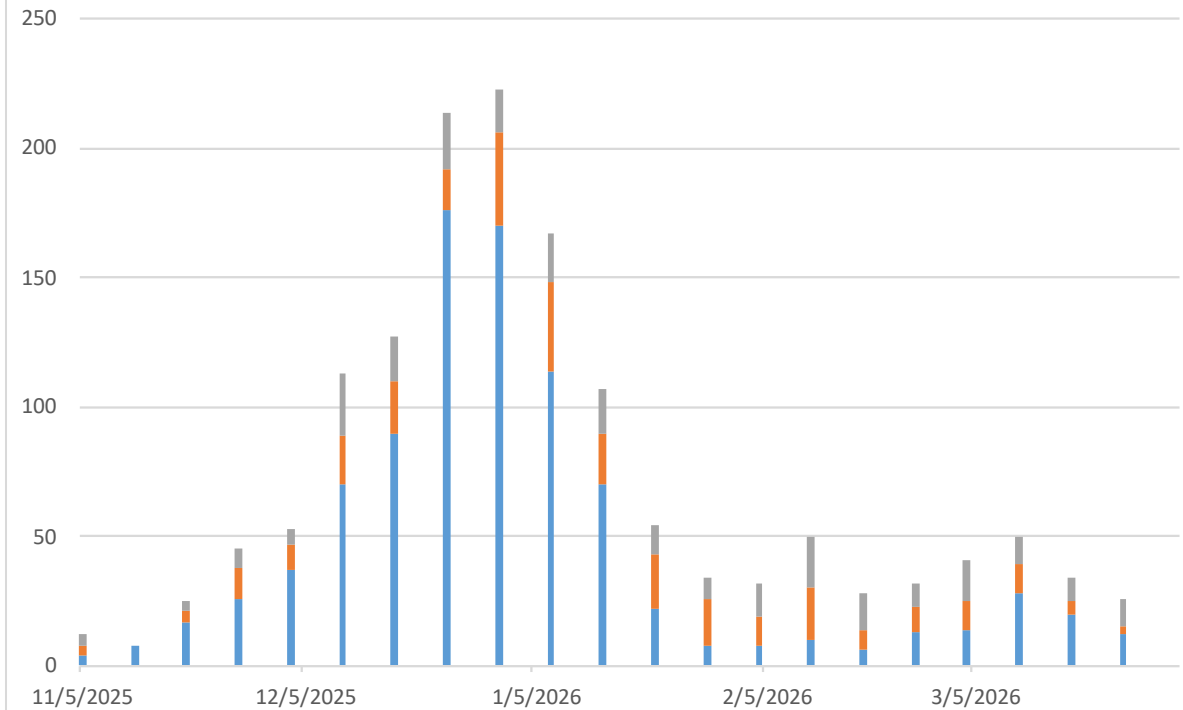
Total COVID-19, Influenza, and RSV In Hospital

■ Total COVID-19 ■ Total Influenza ■ Total RSV



Total Positive Tests

■ Influenza Positive Tests ■ COVID-19 Positive Tests ■ RSV Positive Tests




Provincially, respiratory virus indicators are low. Influenza is low and similar to than last week, COVID-19 is low and lower than last week, RSV is moderate and lower than last week.

<https://www.publichealthontario.ca/en/Data-and-Analysis/Infectious-Disease/Respiratory-Virus-Tool>

Strategic Direction #3 – Maintain a Responsive and Sustainable Corporate Financial Strategy

- The Windsor-Essex community came together in an inspiring show of generosity during the Hats On for Healthcare Radiothon proudly presented by Greg Monforton & Partners - raising over \$50,000 and counting in support of Windsor Regional Hospital. The live Radiothon was made possible thanks to the incredible partnership of local media stations AM800, 89X, and Virgin Radio 93.9, whose on-air teams helped share powerful stories and encouraged the community to support local healthcare.



Strategic Direction 4- Enhance an Equitable Workplace Culture that Establishes WRH as an Employer of Choice

In March 2026, WRH celebrated excellence across various professions

- the Schulich School of Medicine & Dentistry Awards of Excellence dinner on March 25-
- Social Work Week- theme Compassion in Action – recognizing social workers' roles in safe, equitable discharges and patient/family support
- Dietitians Day- spotlighting contributions to patient nutrition and safety
- Women in Construction Week



The French Language Services Committee and Workplace Wellness Committee held a special screening of five (5) curated short films from the National Film Board of Canada (NFB) for staff in March. This collection highlighted the vibrancy of Francophone voices across the country - exploring themes of creativity, resilience, and community.



Strategic Direction # 6- Design and Deliver a New State of the Art Acute Care Facility with the Community for our Region

Work on the Fancsy Family Hospital Redevelopment Project continues to progress. Activity this month has centred on advancing Phase 1 – Enabling Works through the ongoing procurement process. The RFP for subtrades is expected to conclude in early April, with groundbreaking anticipated this summer. In addition, work continues on the development of tendering documents for Phases 2 and 3. The redevelopment team is working closely with Infrastructure Ontario and project partners throughout the process to ensure a seamless integration at the connection point between Phase 2 – the Diagnostic and Treatment Block and Phase 3 – the Inpatient Tower. The project is on track to move forward in accordance with Infrastructure Ontario’s schedule, with the tendering process to select a contractor to deliver Phase 2, anticipated to begin late this year.



For more information on the project including the full PMO report for this month go to [Windsor Regional Hospital - About the Project](#)





**Board of Directors
April 2, 2026**

Financial Results - Hospital Operations (1,000's of dollars)

February 28, 2026

	Current Year Actual	Current Year Budget	\$ Variance Fav/(Unfav)	% Variance Fav/(Unfav)
Revenue	\$ 681,741	\$ 675,233	\$ 6,508	1.0%
Expenses				
Salaries and Wages	\$ 302,784	\$ 302,529	\$ (255)	(0.1%)
Employee benefits	77,014	78,658	1,644	2.1%
Employee future benefits	2,488	2,488	-	0.0%
Medical staff remuneration	59,563	56,081	(3,482)	(6.2%)
Medical & Surgical supplies	48,349	48,850	501	1.0%
Drugs	100,557	101,678	1,121	1.1%
Supplies & other expenses	84,419	82,151	(2,268)	(2.8%)
Long term Interest	6,153	6,214	61	1.0%
Equipment lease / rental	2,510	2,939	429	14.6%
Equipment amortization	20,516	19,535	(981)	(5.0%)
Total Expense	\$ 704,353	\$ 701,123	\$ (3,230)	(0.5%)
Surplus / (Deficit) From Hospital Operations	\$ (22,612)	\$ (25,890)	\$ 3,278	
Other Votes (net)	\$ (57)	\$ (87)	\$ 30	
Other Recoveries/(Expense)	\$ -	\$ -	\$ -	
Net Building Amortization	\$ (1,817)	\$ (1,843)	\$ 26	
Net Surplus (Deficit)	\$ (24,486)	\$ (27,820)	\$ 3,334	
Hospital Margin	\$ (16,516)	\$ (19,763)	\$ 3,247	

Financial Results

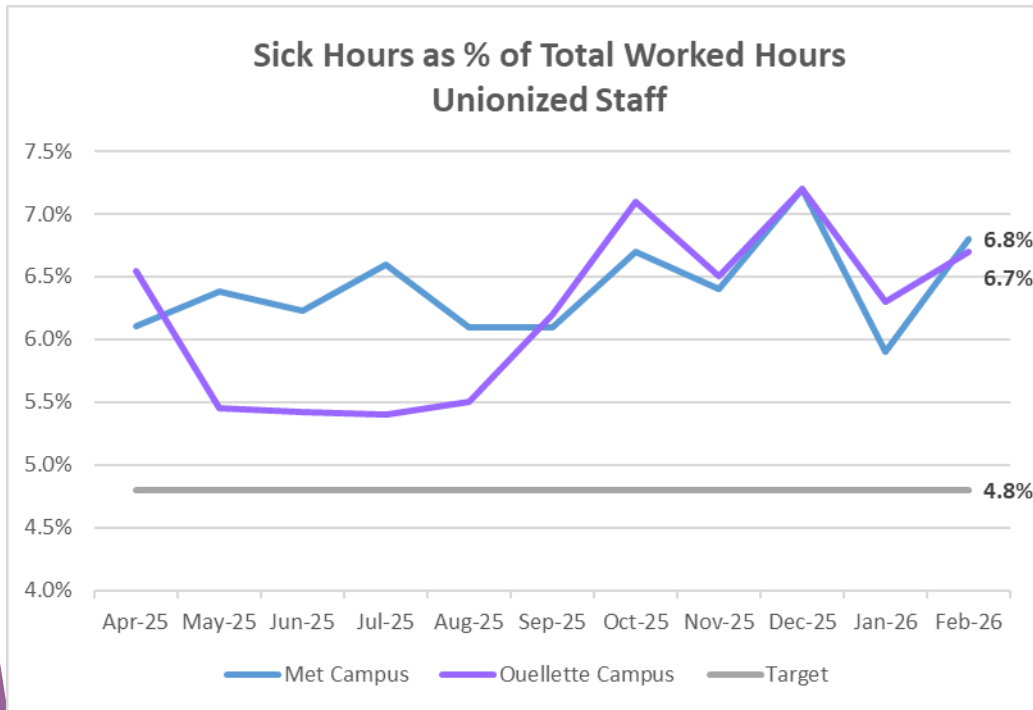
February 28, 2026

Significant Variances (\$1,000's of dollars)

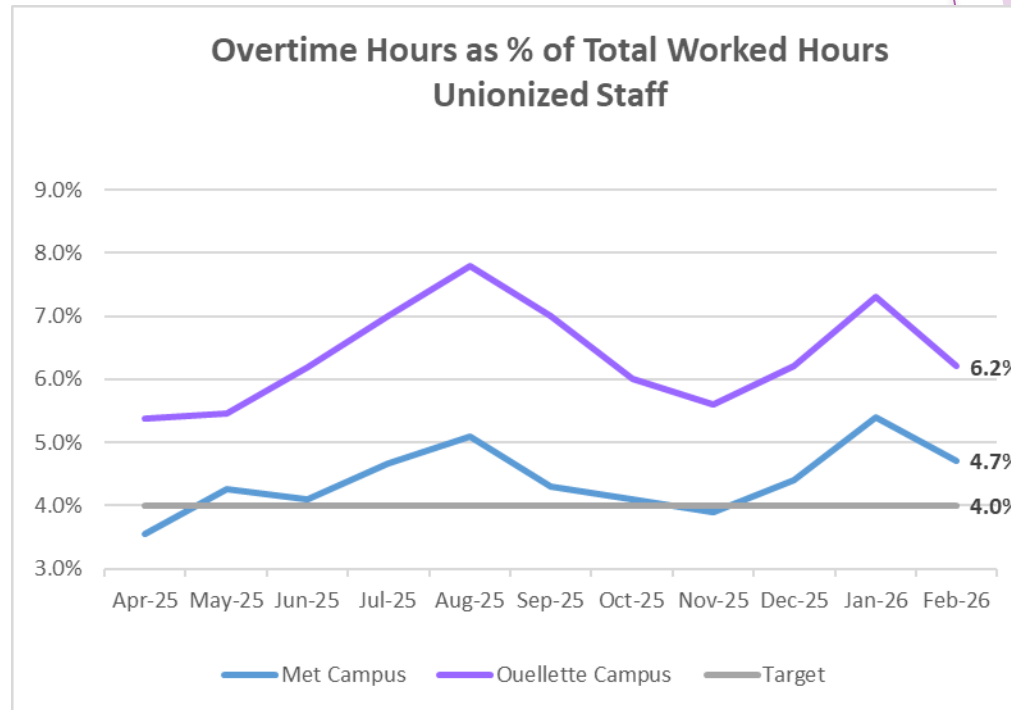
Year-to-Date February 2026 Net Variances					
Category	Year-to-Date Expense Variance	Year-to-Date Revenue Variance	YTD Net Variance	Prior Period YTD Net Variance	Comment
Other Recoveries	-	3,847	3,847	3,774	Surpluses in retail pharmacies, MMC rebates and investment revenue.
Salaries & Wages	(255)	-	(255)	48	% Variance Declined
Benefits	1,644	-	1,644	1,639	% Variance due to one time surplus distribution, variance % declined due to higher wages in February
Medical Staff Fees	(3,482)	3,617	135	49	Deficit offset by increased Patient Services revenue and Emergency & NICU Alternate Funding, Hospital On-Call, Psychiatry and Pathology funding
Medical/Surgical Supplies	501	-	501	558	% Variance declined from previous month. Perioperative surplus offset by deficit in diagnostic services mainly Interventional Radiology
Drugs	1,121	-	1,121	1,156	% Variance declined
Other Supplies	(2,268)	-	(2,268)	(1,976)	Deficits in contrast media, physician recruitment costs, building service equipment & maintenance, patient transport and legal and consulting, % variance declined

Sick & Overtime Benchmarking (Union)

February 28, 2026



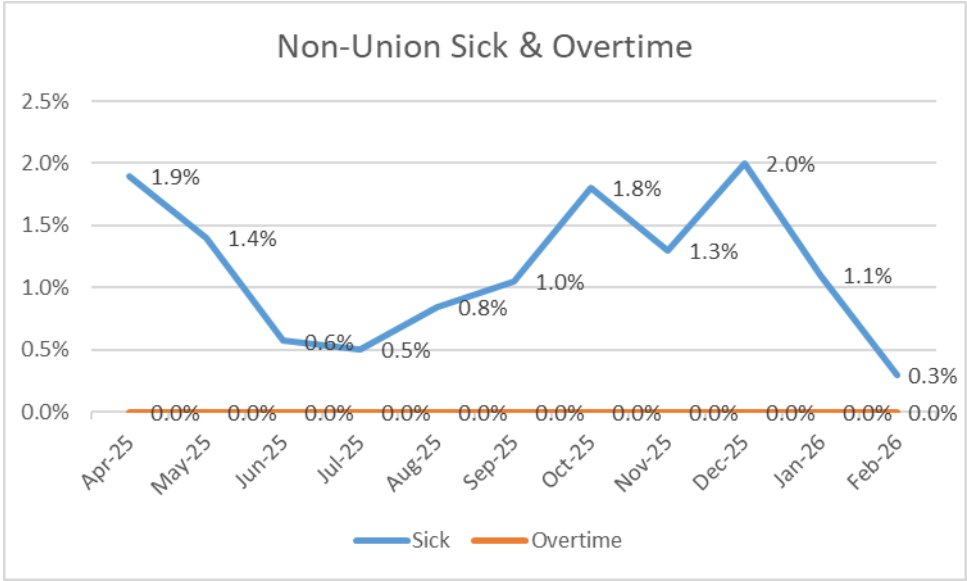
Sick Target 4.8%



Overtime Target 4.0%

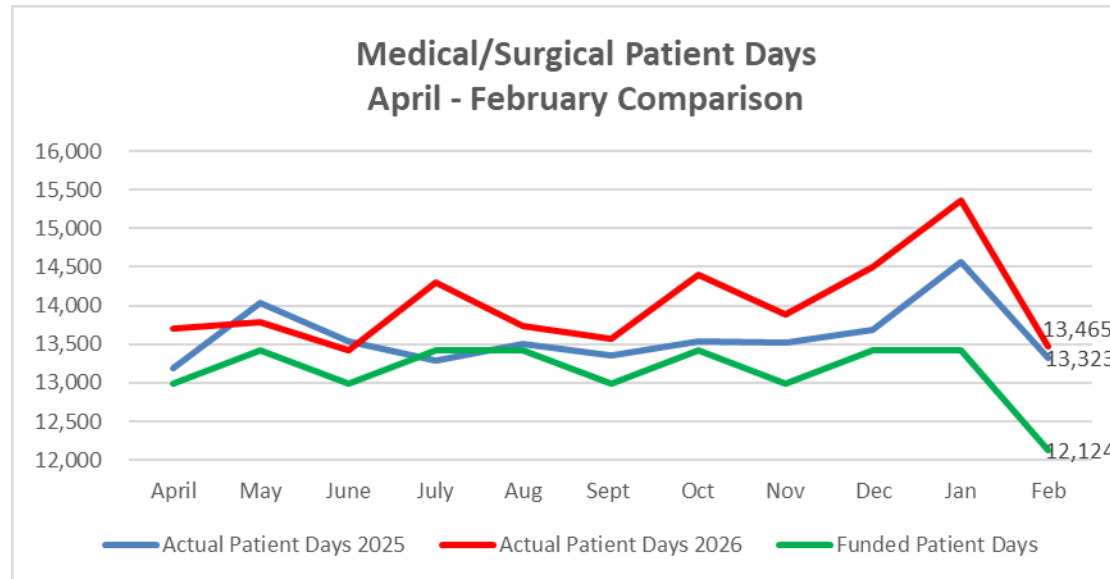
Sick & Overtime Benchmarking Non-Union

February 28, 2026



Targets at Median:
Sick 2.2%
Overtime 0.0%

Medical/Surgical Volumes February 28, 2026



WRH has 433 funded medical/surgical beds. At 100% capacity this equates to 144,622 patient days year-to-date February 28, 2026. Actual medical/surgical patient days for this period was 154,105 patient days - an additional 9,483 days. This means that on average there were 28 unfunded beds open per day. During peak months such as January and February, there were 63 and 48 unfunded beds open on average per day respectively.



MOTION/ACTION SHEET

From The

FINANCE/AUDIT & RESOURCES COMMITTEE MEETING **General Session**

Thursday, March 26, 2026

THERE ARE NO RECOMMENDATIONS FROM THE FINANCE/AUDIT & RESOURCES COMMITTEE.



MINUTES from the meeting of the **FINANCE/AUDIT & RESOURCES COMMITTEE (FAR)** (**General Session**) held on Thursday, March 26, 2026 (following the In-Camera Session).

PRESENT:

Chris Lanoue (Chair & Treasurer)
Jamie Skutovich
Mary Dawson
Paul Lachance

Ian McLeod, Chair
WRH Board of Directors

COMMUNITY MEMBERS:

Trevor Chapman
Robert Klein
Marc Jones
Katherine Pham
Joe Milicia

STAFF:

Kristin Kennedy
Karen Riddell
Todd Bested
Heidi Zimmer

Malissa Gauthier
Nicole Krywionek
Angela D'Alessandro
Mary Macera

REGRETS:

Brandon Bailey
Kevin Douglas
Anna Kirby
Dr. Kristen DeMarco

1.0 CALL TO ORDER

Mr. Chris Lanoue, Chair & Treasurer called the meeting to order at 6:52 p.m.

The proceedings were recorded by Mary Macera.

2.0 APPROVAL OF AGENDA

MOVED by Paul Lachance, **SECONDED** by Mary Dawson that the **General Finance/Audit & Resources (FAR) Committee Agenda of Thursday, March 26, 2026, be approved**

CARRIED.

3.0 CONFLICT OF INTEREST

No "Conflict of Interest" was declared.

4.0 FOR APPROVAL / RECOMMENDATION(S)

4.1 Minutes of Previous Meeting – Monday, February 23, 2026

The Finance/Audit & Resources Committee Minutes of the **General Meeting of Monday, February 23, 2026** was previously circulated to all members.

MOVED by Robert Klein, SECONDED by Jamie Skutovich that the General Meeting Minutes from the Finance/Audit & Resources Committee of Monday, February 23, 2026, be approved

CARRIED.

5.0 BUSINESS ARISING FROM PREVIOUS MEETING

There was No Business Arising from the previous meeting.

6.0 NEW BUSINESS / FOR DISCUSSION

6.1 Monthly Operating Results Report – February 28, 2026 (As Appended)

Ms. Zimmer provided the following highlights:

- Eleven months ended February 28, 2026, the deficit after net building amortization amounts to \$24,486,000 (which is \$3,334,000 better than plan). Represents a negative Ministry of Health margin of \$16,516,000.
- Positive – pharmacy revenues, Mohawk Medbuy rebates and investments.
- Salaries and wages – decline from previous month year-to-date results due to surge volumes.
- Sicktime increased above benchmarks (6.7-6.8% versus 4.8% target); similar decline in benefit surplus as a result of increased salaries and wages.
- WSIB refund due to investment performance that is added to surplus.
- Medical staff fees – deficit before any recoveries.
- Offsetting patient services revenue and alternate funding in the ER and ICU hospital on-call psychiatry and pathology.
- Medical/surgical supplies – variance declined slightly.
- Drugs – favourable.
- Other supplies – deficit with no offsetting revenues.
- Sicktime – Met at 6.8%; Ouellette at 6.7%.
- Overtime decreased slightly, although remains elevated in clinical units.
- Non-union sicktime – quite a decrease and overtime at zero.
- Unfunded beds – year-to-date unfunded patient days – 9,483; equivalent to 28 unfunded beds per day.

7.0 FOR INFORMATION

7.1 President's Report – March 2026

A link was provided to the committee members for viewing.

8.0 DATE OF NEXT MEETING

The Finance/Audit and Resources Committee will meet:

Monday, April 27, 2026
In-Person Meeting

Prior to the adjournment of meeting, Mr. Ian McLeod, Chair of WRH Board of Directors wanted to express his heartfelt "thank you" to Ms. Karen Riddell for her outstanding service to WRH throughout the many years. As CEO, Ms. Riddell has demonstrated a calm, thoughtful leadership and a deep commitment to WRH's patients, staff and the community at large. Ms. Riddell's contribution to WRH will be remembered for a very long time. On behalf of Mr. McLeod and the entire Finance/Audit & Resources Committee, THANK YOU KAREN and wishing you a very happy and well-deserved retirement!

WELCOME TO KRISTEN KENNEDY, WRH'S NEW PRESIDENT AND CEO!

9.0 ADJOURNMENT

Mr. Lanoue indicated that there was no further business.

MOVED by Paul Lachance, SECONDED by Trevor Chapman that the General Meeting from the Finance/Audit & Resources Committee of Monday, February 23, 2026 be adjourned at 7:00 p.m.

CARRIED.

Mr. Chris Lanoue, Chair & Treasurer
FinAudit&Resources_Minutes
20260326

Mary Macera
Recorder

Windsor Regional Hospital
Operating Results Report
For the Eleven Months Ended February 28, 2026

Treasurer's Report
Board of Directors

Financial Summary - February 2026
(\$000's)

		February 2026 Actuals		
	Line	Actual	Budget	Variance *
Hospital Ops				
Total Revenue	9	\$681,741	\$ 675,233	\$ 6,508
Total Expense	20	704,353	701,123	(3,230)
Surplus / (Deficit)	21	(22,612)	(25,890)	3,278
Other Votes (net)	22	(57)	(87)	30
Other Recoveries / (Exp)	23	-	-	-
Subtotal	24	(22,669)	(25,977)	3,308
Net bldg. amortization	25	(1,817)	(1,843)	26
Net Surplus (Deficit)	26	\$ (24,486)	\$ (27,820)	\$ 3,334
Hospital Margin		\$ (16,516)	\$ (19,763)	\$ 3,247
Capital Equipment Expenditures		\$ 53,241	\$ 44,108	\$ (9,133)

* Variance - favourable / (unfavourable)

1. Financial Results for the Eleven Months ended February 28, 2026
(Statement 2)

For the eleven months ended February 28, 2026, the deficit after net building amortization is \$24,486,000, which is \$3,334,000 better than plan. This represents a negative Ministry of Health Margin of \$16,516,000 (one year ago, the margin was negative \$18,601,000).

Revenue

Ministry revenue (combined base and one-time) is \$2,910,000 (0.6%) higher than budget.

Base funding is worse than budget by \$314,000. The amounts repayable to the Ministry for volume-based programs in cardiology, neurology and quality-based procedures total \$2,380,000. This shortfall is offset by a funding surplus in Emergency and NICU Alternate funding of \$1,938,000 and the additional base funding of \$337,000 to support wind-down costs of the Clinical Decision Unit Pilot Program.

One time funding is better than budget by \$3,224,000. This variance is comprised of one-time funding components of \$1,016,000 for funded Medical Fee distributions in the Laboratory and Emergency and NICU AFA programs, additional revenue earned in volume-based cancer programs and fee for service revenue earned in the Ontario Breast Screening Program of \$303,000 greater than plan. In addition, WRH has received additional one time funding of \$650,000 for Substance Use Disorders, \$320,000 for operational pressures to support a Discharge Lounge to facilitate flow from the emergency departments to inpatient units and \$91,000 for the Ontario Lung Screening Program.

Ministry drug reimbursements have a negative variance of \$825,000 (1.8%). This revenue comes from the Cancer Centre's New Drug Funding program and the renal program. This budget is based on estimated drug usage and corresponding reimbursement and therefore there is some variation.

The preferred accommodation revenue variance is favourable to budget by \$12,000 (2%). This revenue is somewhat volatile and depends on bed availability in conjunction with patients' insurance coverage. Preferred accommodation daily rates were recently increased from \$235 for semi-private and \$275 for private rooms to \$260 and \$305 respectively.

Chronic Co-payment revenue is under budget by \$57,000 (41.6%). Patients designated as Alternate Level of Care (ALC) can be charged up to \$68.56 per day. This rate may be adjusted based on a co-payment assessment that takes into consideration the individual's income.

Patient Services revenue variance is \$587,000 favourable (1.6%) year to date. The largest contributor to this variance is diagnostic revenues that are \$1,166,000 higher than budget which have incurred additional medical staff remuneration of \$1,042,000. Additional surpluses were incurred in outpatient services.

Included in Patient Services revenue is OWN WSIB net revenue of \$494,000 year to date. This revenue is earned in diagnostic services and the operating room (charges for implants).

Equipment Grant amortization is over budget by \$34,000 (1.2%). Timing of equipment purchases and confirmation of any corresponding grants affects this revenue.

Other Recoveries are \$3,847,000 favourable (6.1%) to budget. A surplus of \$1,685,000 was incurred in the retail pharmacies and is offset by higher drug costs of \$441,000. Mohawk Medbuy rebates are \$1,118,000 higher than budgeted and parking and retail food services have year-to-date surpluses of \$128,000 and \$91,000 respectively.

Expenses

Salaries are over budget (unfavourable) by \$255,000 (0.08%) year to date February 28, 2026. Surpluses in Diagnostics and the Perioperative Program are related to vacancies and lower than planned volumes across these programs. These surpluses are offset by deficits in Inpatient Medicine and the Emergency departments where surge conditions have necessitated additional staffing resources.

Employee Benefits are favourable to budget by \$1,644,000 (2.1%) and includes \$1,777,000 for the WSIB surplus distribution based on “a strong financial and investment strategy”.

Employee Future Benefits are on budget.

Medical Staff Remuneration is over budget (unfavourable) by \$3,482,000 (6.2%). Emergency and NICU Alternate funding medical fees are over budget to date by \$2,354,000 and are offset by funding. Medical fees for diagnostic services are over budget by \$1,042,000 and have earned \$1,166,000 in additional patient services revenue. Other deficits relate to the recent 9.5% increase in medical compensation which is funded by the ministry.

Medical & Surgical Supplies are favourable to budget by \$501,000 (1%). The most significant surpluses were incurred in the perioperative program which is 910 cases below plan and has a surplus of \$901,000 year to date. This is offset by a deficits in other services, particularly of note, diagnostic services have a year-to-date deficit of \$514,000 mainly in Interventional Radiology.

Drug expenses are favourable by \$1,121,000 (1.1%) year to date with the majority of this surplus in the chemotherapy and renal programs in ministry funded drugs (\$965,000). The remaining surplus occurs in the critical care and emergency departments.

Supplies and Other Expenses are unfavourable to budget by \$2,268,000 (2.8%). Significant variances are as follows:

- ✚ \$631,000 contrast media and radioactive materials (used in diagnostic tests)
- ✚ \$489,000 building service equipment
- ✚ \$327,000 physician recruitment costs
- ✚ \$308,000 equipment maintenance
- ✚ \$302,000 referred out patient transportation
- ✚ \$215,000 legal and consulting fees

Long Term Interest expense is \$61,000 favourable (1%).

Equipment Lease/Rental is \$429,000 favourable (14.6%) to budget. These expenses vary based on bed rental utilization for bariatric patients or those with complex wounds.

Equipment amortization is \$981,000 (5.0%) over budget due to the timing of new asset additions.

Other Votes – Other Votes are favourable \$30,000 at February 28, 2026.

2. Statement of Financial Position (Statement 3)

The Ministry/Ontario Health receivable has increased by \$17.1 million from March 31, 2025 and is due to timing differences for confirmed base and one-time funding.

Inventory has increased by \$292,000 when compared to March 31, 2025. This increase is attributable to drugs funded by OH-West (Cancer Care) and those utilized by the retail pharmacies.

Our Ministry/CCO payable has increased by \$6,019,000 from March 31, 2025 and is comprised mainly of amounts payable for unearned volume funding.

At February 28, 2026, the market value of the sinking fund has increased by \$14,256,000 (56.98%) since inception and increased by \$5,056,000 since March 31, 2025. The underlying cost base as a result of realized investment gains has increased by \$6,844,000 since the original \$25 million investment was made and increased by \$2,046,000 since March 31, 2025.

	Market Value	Cost
Fund Manager -		
Guardian Capital	\$18,683,000	\$15,615,000
Leith Wheeler	<u>20,596,000</u>	<u>16,229,000</u>
Total	<u>\$39,279,000</u>	<u>\$31,844,000</u>

3. Patient Volumes

Acute patient days are below target at the Met Campus by 1,809 days and 2,784 greater than planned at the Ouellette Campus (excluding psychiatry). Adolescent psychiatry patient days attributed to the Met campus (Maryvale) are 826 less than plan while adult psychiatric days are 6,776 below plan at the Ouellette campus. Surgical cases are 716 below plan at the Met Campus and 194 cases below plan at the Ouellette Campus.

Combined ED visits are 1,724 higher than prior year-to date and ED inpatient days are 1,649 lower when compared to last year at this time. Outpatient Clinic visits are 685 below plan and Community Service visits are 2,949 above plan to date.

4. Patient Access

Acute care length of stay at Met was 5.0 days as compared to a target of 4.54 days. Length of stay for Ouellette acute care was 8.29 days versus a plan of 7.33. Length of stay for adult psychiatric patients was 1.41 days below the plan of 12.43 days and Maryvale (adolescent psychiatry) length of stay was 5.17 days compared to the target of 6.44.

5. Organizational Health

The percentage of sick time year to date for the Met Campus is 6.4%, which is over the target of 4.8% by 1.6%, while overtime is .5% above target at 4.5%.

Year to date sick time at the Ouellette Campus is 6.2% compared to the target of 4.8%, while overtime is over the target of 4.0% at 6.5%.

Note that these sick and overtime metrics include unionized staff only.

With respect to FTEs, the Met Campus is unfavourable to budget by 1.42 FTE. At the Ouellette Campus, the FTE variance is unfavourable by 1.81 FTEs. Overall, the hospital is unfavourable 3.23 FTEs year to date.

Statement #1
WINDSOR REGIONAL HOSPITAL
Consolidated Operating Results for the Eleven Months Ending February 28, 2026

Current Month		Description	Year To Date				Year End			Prior Year Actual	
Actual	Fav/(Unfav) Budget		Actual	Budget	Fav/(Unfav)	%	Forecast	Budget	Fav/(Unfav)	Year to Date	Year End
Revenue (\$000's)											
\$ 41,482	\$ (129)	1	\$ 492,823	\$ 493,038	\$ (215)	-0.04%	\$ 545,718	\$ 542,878	\$ 2,840	\$ 478,724	\$ 470,261
3,602	555	2	37,134	33,910	3,224	9.51%	35,232	33,893	1,339	36,135	65,381
3,799	(380)	3	45,146	45,971	(825)	-1.79%	49,602	50,150	(548)	45,271	38,624
51	2	4	605	593	12	2.02%	672	649	23	610	536
-	(11)	5	80	137	(57)	-41.61%	116	150	(34)	133	237
3,155	77	6	37,253	36,666	587	1.60%	40,501	40,782	(281)	35,554	35,618
2,117	1,274	7	8,119	6,819	1,300	19.06%	8,289	7,663	626	7,161	8,242
5,416	53	8	66,721	62,851	3,870	6.16%	74,967	70,375	4,592	64,610	61,833
\$ 59,622	\$ 1,441	9	\$ 687,881	\$ 679,985	\$ 7,896	1.16%	\$ 755,096	\$ 746,540	\$ 8,556	\$ 668,198	\$ 680,732
Expense (\$000's)											
\$ 25,246	\$ (291)	10	\$ 303,276	\$ 303,180	\$ (96)	-0.03%	\$ 328,657	\$ 330,749	\$ 2,092	\$ 290,671	\$ 305,989
6,791	(161)	11	77,108	78,772	1,664	2.11%	83,590	85,218	1,628	75,493	78,837
226	-	12	2,488	2,488	-	0.00%	2,714	2,714	-	1,926	1,656
5,147	(208)	13	59,563	56,081	(3,482)	-6.21%	67,155	61,371	(5,784)	58,176	58,922
4,231	(57)	14	48,349	48,850	501	1.03%	52,409	53,027	618	47,668	47,133
8,920	(35)	15	100,557	101,678	1,121	1.10%	109,673	111,431	1,758	101,964	90,522
8,133	(301)	16	91,026	88,548	(2,478)	-2.80%	100,376	97,310	(3,066)	92,257	91,191
197	69	17	2,510	2,939	429	14.60%	2,941	3,272	331	2,574	3,280
4,842	(2,056)	18	27,490	25,269	(2,221)	-8.79%	28,201	28,073	(128)	23,412	22,915
\$ 63,733	\$ (3,040)	19	\$ 712,367	\$ 707,805	\$ (4,562)	-0.64%	\$ 775,717	\$ 773,165	\$ (2,552)	\$ 694,141	\$ 700,445
-	-	20	-	-	-	#DIV/0!	-	-	-	-	21,771
\$ (4,111)	\$ (1,599)	20	\$ (24,486)	\$ (27,820)	\$ 3,334		\$ (20,621)	\$ (26,625)	\$ 6,004	\$ (25,943)	\$ 2,058
\$ (2,921)	\$ (1,105)	1	\$ (16,516)	\$ (19,763)	\$ 3,247		\$ (12,176)	\$ (17,835)	\$ 5,659	\$ (18,601)	\$ (30,467)
5,122	1,185	2	50,250	46,963	3,287		67,000	51,322	15,678	47,682	53,936
18,185	273	3	211,859	213,668	(1,809)		276,055	233,500	42,555	204,440	223,375
1,862	83	4	20,303	21,213	(716)		27,071	23,182	3,889	20,497	22,387
14,987	385	5	176,451	174,187	2,264		235,268	190,355	44,913	171,273	187,395

Statement #2
WINDSOR REGIONAL HOSPITAL
Operating Results for the Eleven Months Ending February 28, 2026
Consolidated - Met and Ouellette Campuses

Current Month			Description	Year To Date			Year End			Prior Year Actual	
Actual	Fav/(Unfav) to Budget			Actual	Budget	Fav/(Unfav)	Forecast	Budget	Fav/(Unfav)	Year to Date	Year End
Revenue (\$000's)											
\$ 41,417	\$ (126)	1	Ministry Funding - Base	\$ 491,907	\$ 492,221	\$ (314)	543,777	\$ 541,101	\$ 2,676	\$ 477,982	\$ 518,783
3,602	555	2	Ministry Funding - One-time	37,134	33,910	3,224	35,232	33,893	1,339	36,135	41,485
3,799	(380)	3	Ministry Funding - Drug Reimb.	45,146	45,971	(825)	49,602	50,150	(548)	45,271	49,657
51	2	4	Preferred Accommodation	605	593	12	672	649	23	610	708
-	(11)	5	Chronic co-payment	80	137	(57)	116	150	(34)	133	139
3,155	77	6	Patient services	37,253	36,666	587	40,501	40,782	(281)	35,554	39,537
546	56	7	Equipment grant amortization	2,965	2,931	34	3,223	3,421	(198)	3,179	3,587
5,433	73	8	Other recoveries	66,651	62,804	3,847	74,853	70,269	4,584	64,529	71,353
\$ 58,003	\$ 246	9	Total Revenue	\$ 681,741	\$ 675,233	\$ 6,508	\$ 747,976	\$ 740,415	\$ 7,561	\$ 663,393	\$ 725,249
Expense (\$000's)											
\$ 25,202	\$ (303)	10	Salaries	\$ 302,784	\$ 302,529	\$ (255)	328,065	\$ 330,040	\$ 1,975	\$ 290,088	\$ 329,398
6,620	-	11	Employee benefits	77,014	78,658	1,644	83,472	85,094	1,622	75,364	84,143
226	-	12	Employee ben. - future ben. costs	2,488	2,488	-	2,714	2,714	-	1,926	1,666
5,147	(208)	13	Medical staff remuneration	59,563	56,081	(3,482)	67,155	61,371	(5,784)	58,176	62,218
4,231	(57)	14	Medical & Surgical supplies	48,349	48,850	501	52,409	53,027	618	47,668	52,645
8,920	(35)	15	Drugs	100,557	101,678	1,121	109,673	111,431	1,758	101,964	111,583
7,588	(292)	16	Supplies & other expenses	84,419	82,151	(2,268)	92,257	89,456	(2,801)	85,698	89,188
518	8	17	Long term Interest	6,153	6,214	61	6,720	6,780	60	6,311	6,871
197	69	18	Equipment lease / rental	2,510	2,939	429	2,941	3,272	331	2,574	3,580
2,762	(497)	19	Equipment amortization	20,516	19,535	(981)	21,406	21,808	402	18,396	21,256
\$ 61,411	\$ (1,315)	20	Total Expense	\$ 704,353	\$ 701,123	\$ (3,230)	\$ 766,813	\$ 764,993	\$ (1,820)	\$ 688,165	\$ 762,548
\$ (3,408)	\$ (1,069)	21	Surplus / (Deficit) From Hospital Operations	\$ (22,612)	\$ (25,890)	\$ 3,278	\$ (18,837)	\$ (24,578)	\$ 5,741	\$ (24,772)	\$ (37,299)
Surplus / (Deficit) from Other Operations (\$000's)											
(31)	(26)	22	Other Votes (net)	(57)	(87)	30	(59)	(37)	(22)	(140)	(39)
-	-	23	Other Recoveries / (Expenses)	-	-	-	-	-	-	-	-
(3,439)	(1,095)	24	Subtotal	(22,669)	(25,977)	3,308	(18,896)	(24,615)	5,719	(24,912)	(37,338)
\$ (509)	(341)	25	Net Building Amortization	\$ (1,817)	\$ (1,843)	26	\$ (1,725)	\$ (2,010)	285	\$ (1,031)	\$ (1,133)
\$ (3,948)	\$ (1,436)	26	Net Surplus (Deficit) - \$000's	\$ (24,486)	\$ (27,820)	\$ 3,334	\$ (20,621)	\$ (26,625)	\$ 6,004	\$ (25,943)	\$ (38,471)

WINDSOR REGIONAL HOSPITAL
Operating Results for the Eleven Months Ending February 28, 2026
Consolidated - Met and Ouellette Campuses

Current Month		Description	Year To Date			Year End			Prior Year Actual	
Actual	Fav/(Unfav) to Budget		Actual	Budget	Fav/(Unfav)	Forecast	Budget	Fav/(Unfav)	Year to Date	Year End
Financial Performance Measures										
\$ (2,921)	(1,105)	1 Total Margin - \$000's	\$ (16,516)	\$ (19,763)	\$ 3,247	\$ (12,176)	\$ (17,835)	\$ 5,659	\$ (18,601)	\$ (30,467)
-5.03%	-1.89%	2 Total Margin - %	-2.40%	-2.92%	0.52%	-1.62%	-2.40%	0.0%	-2.80%	-4.17%
n/a	n/a	3 Unrestricted cash - \$000's	\$ 13,537	n/a	n/a	\$ 12,000	n/a	n/a	17,903	\$ 30,821
n/a	n/a	4 Current ratio	0.57	1.00	(0.43)	0.92	1.00	n/a	0.61	0.61
\$ 1,918	n/a	5a Capital equipment expenditures - Fiscal 2025 - 26 \$000's	\$ 12,121	16,952	\$ 4,831	\$ 18,525	\$ 18,525	\$ -	\$ 7,906	\$ 15,888
\$ 1,629	n/a	5b Capital equipment expenditures - PY C/F \$000's	\$ 4,462	2,453	\$ (2,009)	\$ 2,681	\$ 2,681	\$ -	\$ 8,199	\$ 6,509
\$ 382	n/a	5c Externally Funded Projects	\$ 23,018	4,148	\$ (18,870)	\$ 30,691	\$ 4,533	\$ -	\$ 11,751	\$ 12,400
\$ 396	n/a	5d Windsor-Essex Acute Care Hospital	\$ 13,640	\$ 20,555	\$ 6,915	\$ 22,463	\$ 22,463	\$ -	\$ 7,679	\$ 9,297
Patient Volume Measures										
MET CAMPUS ONLY										
2,262	284	1 Total Weighted Cases (est) - HIG	25,088	23,595	1,493	33,451	25,785	7,666	24,301	27,291
1,676	(115)	2 Acute separations (excl psych)	19,023	21,367	(2,344)	25,364	23,350	2,014	18,255	19,962
8,242	110	3 Acute pat. days (excl. psych)	95,198	97,007	(1,809)	126,931	106,011	20,920	93,429	102,173
111	(49)	4 Psychiatric - Adolescent pat. days	1,080	1,906	(826)	1,440	2,083	(643)	1,006	1,078
4,154	(4)	5 Emergency visits and ER holds	50,774	49,597	1,177	67,699	54,200	13,499	50,095	54,737
289	9	6 OR - Inpatient cases	3,185	3,336	(151)	4,247	3,646	601	3,014	3,316
581	(25)	7 OR - Day Surgery cases	6,670	7,235	(565)	8,893	7,906	987	7,318	7,982
11,053	60	8 Clinic visits	129,466	131,129	(1,663)	172,621	143,300	29,321	130,317	142,333
590	89	9 Community Services visits	7,455	5,975	1,480	9,940	6,530	3,410	6,425	6,994
Variable Revenue Volumes:										
21	6	(a) Hip procedures	210	178	32	280	194	86	176	197
22	2	(b) Knee procedures	195	236	(41)	260	258	2	199	222
437	(9)	11 MRI Hours of Operation	5,664	5,310	354	7,551	5,803	1,748	5,609	6,145
527	(139)	12 CT Hours of Operation	6,990	7,945	(955)	9,320	8,682	638	7,371	8,034
Patient Access Measures & System Integration										
MET CAMPUS ONLY										
4.92	(0.38)	1 Acute Average LOS	5.00	4.54	(0.46)	5.00	4.54	(0.46)	5.12	5.12
5.29	1.15	2 Psych Average - Adolescent LOS	5.17	6.44	1.27	5.68	6.44	0.76	4.91	4.83
Organizational Health										
MET CAMPUS ONLY										
6.8%	-2.02%	1 % Sick Time to Total Comp	6.4%	4.8%	-1.6%	6.30%	4.80%	-1.50%	5.50%	5.50%
4.7%	-0.71%	2 % Overtime to Total Comp	4.5%	4.0%	-0.5%	4.30%	4.00%	0.30%	3.90%	3.80%
1,994	NA	3 FTE staffing (Hospital Ops Only)	1,945.0	1,943.6	(1.42)	1,945.0	1,917.4	(27.59)	1,951.9	1,960.3

WINDSOR REGIONAL HOSPITAL
Operating Results for the Eleven Months Ending February 28, 2026
Consolidated - Met and Ouellette Campuses

Current Month		Patient Volume Measures		OUELLETTE CAMPUS ONLY			Year End			Prior Year Actual	
Actual	Fav/(Unfav) to Budget	Description	Actual	Budget	Fav/(Unfav)	Forecast	Budget	Fav/(Unfav)	Year to Date	Year End	
2,859	900	1 Total Weighted Cases (est) - HIG	25,162	23,368	1,794	33,549	25,537	8,012	23,381	26,646	
954	(83)	2 Acute separations (excl psych)	11,275	12,364	(1,089)	15,033	13,512	1,521	10,889	11,909	
8,195	597	3 Acute pat. days (excl. psych)	93,415	90,631	2,784	124,553	99,043	25,510	91,057	99,447	
1,637	(385)	4 Psychiatric - Adult patient days	17,348	24,124	(6,776)	23,131	26,363	(3,232)	18,948	20,677	
3,883	32	6 Emergency visits and ER holds	45,664	45,936	(272)	60,885	50,200	10,685	46,009	50,354	
283	(25)	7 OR - Inpatient cases	3,462	3,669	(207)	4,616	4,010	606	3,411	3,719	
709	124	8 OR - Day Surgery cases	6,986	6,973	13	9,315	7,620	1,695	6,754	7,370	
2,360	57	9 Clinic visits	28,453	27,475	978	37,937	30,025	7,912	25,219	27,921	
984	179	10 Community Services visits	11,077	9,608	1,469	14,769	10,500	4,269	9,312	10,147	
		11 Variable Revenue Volumes:									
23	(8)	(a) Hip procedures	268	367	(99)	357	401	(44)	333	359	
54	-	(b) Knee procedures	605	647	(42)	807	707	100	627	680	
28	1	(c) Pacemaker procedures	295	321	(26)	393	351	42	323	351	
		12 Cataracts									
145	(18)	a) Unilateral	1,641	1,940	(299)	2,188	2,120	68	1,732	1,912	
135	38	b) Bilateral	973	1,155	(182)	1,297	1,262	35	938	1,021	
646	(113)	13 MRI Hours of Operation	7,227	9,044	(1,817)	9,636	9,883	(247)	7,096	7,799	
865	369	14 CT Hours of Operation	9,793	5,911	3,882	13,057	6,460	6,597	9,774	10,686	
		Patient Access Measures & System Integration									
8.59	(1.26)	1 Acute Average LOS	8.29	7.33	(0.96)	8.29	7.33	(0.96)	8.36	8.35	
14.75	(2.32)	3 Psych Average - Adult LOS	11.02	12.43	1.41	10.76	12.43	1.67	10.68	10.74	
		Organizational Health									
6.7%	-1.89%	1 % Sick Time to Total Comp	6.2%	4.8%	-1.4%	6.00%	4.80%	-1.20%	6.00%	6.00%	
6.2%	-2.24%	2 % Overtime to Total Comp	6.5%	4.0%	-2.5%	6.40%	4.00%	-2.40%	5.70%	5.60%	
1,572.8	NA	3 FTE staffing (Hospital Ops Only)	1,565.7	1,563.9	(1.81)	1,565.7	1,642.4	76.73	1,566.4	1,560.5	

Statement # 3
WINDSOR REGIONAL HOSPITAL
STATEMENT OF FINANCIAL POSITION
As At February 28, 2026
(Amounts in 000's)

	February 28, 2026	March 31, 2025		February 28, 2026	March 31, 2025
ASSETS			LIABILITIES AND EQUITIES		
Current assets:			Current liabilities:		
Cash & short-term investments	13,628	31,176	Bank overdraft	-	-
Cash, restricted	5,422	5,439	Bank indebtedness	-	-
Accounts Rec. - Ministry / CCO	29,821	12,744	Accounts payable - trade	21,967	36,129
- OHIP	8,582	9,990	Accounts payable - Ministry	14,563	8,544
- Other	9,002	13,746	Accrued liabilities	102,748	95,779
Inventories	7,677	7,385	Current portion of long term debt	2,766	2,705
Prepaid & deferred charges	6,211	7,358	Current portion of MES lease obligation	7,197	5,779
Due from related parties	5,443	3,463	Current portion accrued benefit obligations	1,428	1,428
	<hr/>	<hr/>		<hr/>	<hr/>
Total current assets	85,787	91,301	Total current liabilities	150,668	150,364
Long term assets:			Long term liabilities:		
Debenture Proceeds	20,829	48,114	Long Term Debt	24,189	26,764
New Acute Care Hospital Planning Grant	5,676	1,516	Debentures	200,000	200,000
Cash, restricted Ministry Capital Projects	17,695	11,411	Accrued benefit obligations	27,475	24,987
Long Term Investments	39,279	34,222	Long Term Lease Obligation	6,680	5,359
Property, Plant, Equipment, Net	244,217	226,513	ARO Liabilities	2,012	2,012
Construction in progress	70,982	62,934	Marked to market	201	295
	<hr/>	<hr/>	Sick benefits payable	6,193	6,065
Total long term assets	315,199	289,447	Deferred revenue - capital grants	173,496	145,233
	<hr/>	<hr/>		<hr/>	<hr/>
	398,678	384,710	Total long term liabilities	440,246	410,715
	<hr/>	<hr/>		<hr/>	<hr/>
	484,465	476,011	Remeasurement gains/(losses):		
	<hr/>	<hr/>	Debenture Sinking Funds	7,435	4,424
	484,465	476,011	SWAP	(201)	(295)
	<hr/>	<hr/>	Net assets:	(113,683)	(89,197)
Total assets	484,465	476,011	Total liabilities and net assets	484,465	476,011
	<hr/>	<hr/>		<hr/>	<hr/>

Statement # 4
Windsor Regional Hospital
Statement of Cash Flows
For the Eleven Months Ending February 28, 2026
With Comparative Amounts For the Year Ending March 31, 2025

(Amounts in 000's)

	February 28, 2026	March 31, 2025
<hr/>		
OPERATING ACTIVITIES		
Net Surplus/(deficit) for the period	(24,486)	\$ (38,471)
Add (deduct) non-cash items:		
Amortization of capital assets	27,490	26,733
Amortization of deferred capital contributions	(8,119)	(7,927)
	(5,115)	(19,665)
Cash flow from / (used in) operating balances	(13,225)	25,989
Cash provided by operating activities	(18,340)	6,324
<hr/>		
INVESTING ACTIVITIES		
Purchase of capital assets	(44,665)	(34,296)
FINANCING ACTIVITIES		
Long term investments	(2,046)	(2,197)
Cash restricted for special purposes	16,858	43,941
Loans payable	224	(5,077)
Capital Lease	(8,577)	(9,799)
Capital grants and donations received	36,382	22,023
Notes payable and other long term liabilities	2,617	89
Cash provided by (used in) financing activities	45,457	48,980
Net increase (decrease) in cash during the period	(17,548)	21,008
Cash, beginning of period	31,176	10,168
Cash, end of period	13,628	\$ 31,176

WRH Board of Directors – Media Report – March 2026

Facebook Overview

Performance summary over the last month:
February 26 to March 26, 2026

Views:

389k

+47% over previous month

Interactions:

4.2k

+5.6% over previous month

Clicks:

1.8k

+109% over previous month



Top-Performing Posts



Post re: Thank you to outgoing CEO Karen Riddell from WRH Board of Directors - Mar. 20

72k

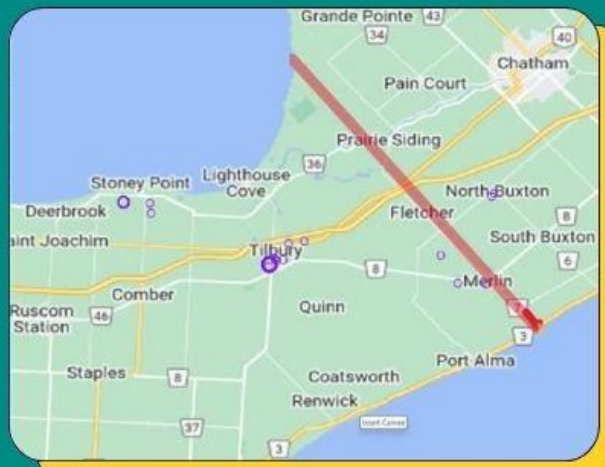
Views

669

Interactions

n/a

Clicks



Post re: Enhanced District Stroke Centre of Windsor-Essex boundary expansion - Mar. 2

60k

Views

240

Interactions

n/a

Clicks

Instagram Overview

Performance summary over the last month:
February 26 to March 26, 2026

Views:

136.6k

+32% over previous month

Reach:

14.4k

-29% over previous month

Interactions:

2.3k

-20% over previous month



Top-Performing Posts



Post re: Social Work Week - Mar. 2

17k

Views

7k

Reach

340

Interactions



Post re: St. Clair College students supporting Hats On For Healthcare - Feb. 28

13k

Views

7k

Reach

115

Interactions

WRH News Clippings – February 26 to March 26, 2026

CTV WINDSOR

Conciliator to step in as talks stall between EMS union and county

CTV Windsor, February 26, 2026

<https://www.ctvnews.ca/windsor/article/conciliator-to-step-in-as-talks-stall-between-ems-union-and-county/>

Windsor's Chinese community donates \$500,000 to Fancsy Family Hospital

CTV Windsor, February 27, 2026

<https://www.ctvnews.ca/windsor/article/windsors-chinese-community-donates-500000-to-fancsy-family-hospital/>

Spike in overdoses prompts emergency meeting for health agencies

CTV Windsor, March 4, 2026

<https://www.ctvnews.ca/windsor/article/spike-in-overdoses-prompts-emergency-meeting-for-health-agencies/>

Hats on for Healthcare today at Windsor Regional Hospital

CTV Windsor, March 5, 2026

<https://www.ctvnews.ca/windsor/article/hats-on-for-healthcare-today-at-windsor-regional-hospital/>

UPDATED: Hats on for Healthcare raises money for Windsor Regional Hospital

CTV Windsor, March 5, 2026

<https://www.ctvnews.ca/windsor/article/hats-on-for-healthcare-raises-money-for-windsor-regional-hospital/>

Less than 8% of Amherstburg residents lack a family doctor

CTV Windsor, March 10, 2026

<https://www.ctvnews.ca/windsor/article/less-than-8-of-amherstburg-residents-lack-a-family-doctor/>

Nurse Police Team responds to 510 calls in 2026

CTV Windsor, March 11, 2026

<https://www.ctvnews.ca/windsor/article/nurse-police-team-responds-to-510-calls-in-2026/>

CUPE 2974 president blames staffing issues for Essex-Windsor EMS having fewer ambulances available

CTV Windsor, March 15, 2026

<https://www.ctvnews.ca/windsor/article/cupe-2974-president-blames-staffing-issues-for-essex-windsor-ems-having-fewer-ambulances-available/>

Updated action plan targets substance use challenges in Windsor-Essex

CTV Windsor, March 16, 2026

<https://www.ctvnews.ca/windsor/article/updated-action-plan-targets-substance-use-challenges-in-windsor-essex/>

Breastfeeding rates hit 10-year low in Windsor-Essex amid rising food insecurity

CTV Windsor, March 16, 2026

<https://www.ctvnews.ca/windsor/article/breastfeeding-rates-hit-10-year-low-in-windsor-essex-amid-rising-food-insecurity/>

Windsor Regional Hospital CEO Karen Riddell retires after nearly four decades in health care

CTV Windsor, March 20, 2026

<https://www.ctvnews.ca/windsor/article/windsor-regional-hospital-ceo-karen-riddell-retires-after-nearly-four-decades-in-health-care/>

Almost 100% of Windsor-Essex students up to date on immunization records

CTV Windsor, March 22, 2026

<https://www.ctvnews.ca/windsor/article/almost-100-of-windsor-essex-students-up-to-date-on-immunization-records/>

AM800

Conciliator to step in as talks stall between EMS union and county

AM800 News, February 26, 2026

<https://www.am800cklw.com/news/conciliator-to-step-in-as-talks-stall-between-ems-union-and-county.html>

Essex County Chinese Canadian Association pledges \$500,000 to Fancsy Family Hospital

AM800 News, February 27, 2026

<https://www.am800cklw.com/news/essex-county-chinese-canadian-association-pledges-500-000-to-fancsy-family-hospital.html>

Windsor-Essex agencies move to coordinate response after overdose alert

AM800 News, March 4, 2026

<https://www.am800cklw.com/news/windsor-essex-agencies-move-to-coordinate-response-after-overdose-alert.html>

Hats on For Healthcare Radiothon runs today at Windsor Regional Hospital

AM800 News, March 5, 2026

<https://www.am800cklw.com/news/hats-on-for-healthcare-radiothon-runs-today-at-windsor-regional-hospital.html>

Amherstburg council to weigh role of municipal funding in attracting doctors

AM800 News, March 9, 2026

<https://www.am800cklw.com/news/amherstburg-council-to-weigh-role-of-municipal-funding-in-attracting-doctors.html>

Nurse Police Team responds to 510 calls in 2026

AM800 News, March 11, 2026

<https://www.am800cklw.com/news/nurse-police-team-responds-to-510-calls-in-2026.html>

Influenza A cases dip in Windsor-Essex, but Influenza B activity rising

AM800 News, March 13, 2026

<https://www.am800cklw.com/news/influenza-a-cases-dip-in-windsor-essex-but-influenza-b-activity-rising.html>

Health partners seek funding to strengthen primary care in Amherstburg

AM800, March 15, 2026

<https://www.am800cklw.com/news/health-partners-seek-funding-to-strengthen-primary-care-in-amherstburg.html>

Breastfeeding rates hit 10-year low in Windsor-Essex amid rising food insecurity

AM800 News, March 16, 2026

<https://www.am800cklw.com/news/breastfeeding-rates-hit-10-year-low-in-windsor-essex-amid-rising-food-insecurity.html>

Updated action plan targets substance use challenges in Windsor-Essex

AM800 News, March 16, 2026

<https://www.am800cklw.com/news/updated-action-plan-targets-substance-use-challenges-in-windsor-essex.html>

AUDIO: In memoriam of Dr Ismail Peer

AM800 News, March 19, 2026

<https://www.iheart.com/podcast/962-mornings-with-mike-and-meg-76578045/episode/in-memoriam-of-dr-ismail-peer-327434015/>

Windsor Regional Hospital CEO Karen Riddell retires after nearly four decades in health care

AM800 News, March 21, 2026

<https://www.am800cklw.com/news/windsor-regional-hospital-ceo-karen-riddell-retires-after-nearly-four-decades-in-health-care.html>

Nominations open for 19th annual Lois Fairley Nursing Award

AM800 News, March 21, 2026

<https://www.am800cklw.com/news/nominations-open-for-19th-annual-lois-fairley-nursing-award.html>

Spits' Carson Woodall raises \$175,000 in two years for local cancer initiatives

AM800 News, March 22, 2026

<https://www.am800cklw.com/news/spits-carson-woodall-raises-175-000-in-two-years-for-local-cancer-initiatives.html>

99.7% of elementary students have updated immunization records

AM800 News, March 22, 2026

<https://www.am800cklw.com/news/997-of-elementary-students-have-updated-immunization-records.html>

BLACKBURN RADIO

Contract talks for paramedics head to conciliation

Blackburn Windsor, February 26, 2026

<https://windsornewstoday.ca/windsor/news/2026/02/26/contract-talks-for-paramedics-head-to-conciliation>

Chinese community pledges \$500K for new hospital

Blackburn Windsor, February 27, 2026

<https://windsornewstoday.ca/windsor/news/2026/02/27/chinese-community-pledges-500k-for-new-hospital>

WECOSS holds emergency meeting over opioid overdoses

Blackburn Windsor, March 4, 2026

<https://windsornewstoday.ca/windsor/news/2026/03/04/wecoss-holds-emergency-meeting-over-opioid-overdoses>

Windsor proclaims Wednesday "Hat Day"

Blackburn Windsor, March 10, 2026

<https://windsornewstoday.ca/windsor/news/2026/03/10/windsor-proclaims-wednesday-hat-day>

Windsor's Nurse Police Team continues to build on success

Blackburn Windsor, March 11, 2026

<https://windsornewstoday.ca/windsor/news/2026/03/11/windsors-nurse-police-team-continues-to-build-on-success>

Health unit watching respiratory illness as March Break approaches

Blackburn Windsor, March 13, 2026

<https://windsornewstoday.ca/windsor/news/2026/03/13/health-unit-watching-respiratory-illness-as-march-break-approaches>

Breastfeeding rates at a 10-year low in Windsor-Essex

Blackburn News, March 14, 2026

<https://windsornewstoday.ca/windsor/news/2026/03/13/breastfeeding-rates-at-a-10-year-low-in-windsor-essex>

CMHA offers new parents skills to cope with a newborn

Blackburn News, March 15, 2026

<https://windsornewstoday.ca/windsor/news/2026/03/12/cmha-offers-new-parents-skills-to-cope-with-a-newborn>

Amnesty International petition calls on province to re-introduce safe-consumption sites

Blackburn News, March 18, 2026

<https://windsornewstoday.ca/windsor/news/2026/03/18/amnesty-international-petition-calls-on-province-to-re-introduce-safe-consumption-sites>

Nominations open for Lois Fairley Nursing Award

Blackburn Windsor, March 22, 2026

<https://windsornewstoday.ca/windsor/news/2026/03/20/nominations-open-for-lois-fairley-nursing-award>

CBC WINDSOR

Windsor mom, 43, unaware of a test that could have caught her breast cancer sooner

CBC Windsor, March 16, 2026

<https://www.cbc.ca/news/canada/windsor/windsor-morning-what-i-wish-i-knew-cancer-9.7127807>

Self-harm among young Canadians is on the rise, specifically in girls, new research finds

CBC Windsor, March 18, 2026

<https://www.cbc.ca/news/canada/windsor>

Windsor mom says what she wished she knew around her breast cancer diagnosis

CBC Windsor, March 18, 2026

<https://www.cbc.ca/player/play/video/9.7133004>

WINDSOR STAR

Ontario health care spending up 50 per cent with Ford government: Dowie

Windsor Star, February 26, 2026

<https://windsorstar.com/news/local-news/ontario-health-care-spending-up-50-per-cent-with-ford-government-dowie>

High number of opioid overdoses prompts 'urgent' meeting in Windsor-Essex

Windsor Star, March 4, 2026

<https://windsorstar.com/news/local-news/high-number-of-opioid-overdoses-prompts-urgent-meeting-in-windsor-essex>

'Most dangerous job' — After Windsor shooting threat, health workers call out job violence

Windsor Star, March 12, 2026

<https://windsorstar.com/news/local-news/most-dangerous-job-after-windsor-shooting-threat-health-workers-call-out-job-violence>

'Pressure point' — Can't cope with all the stressful news? Get help, Windsor mental health folks urge

Windsor Star, March 24, 2026

<https://windsorstar.com/news/local-news/pressure-point-cant-cope-with-all-the-stressful-news-get-help-windsor-mental-health-folks-urge>